

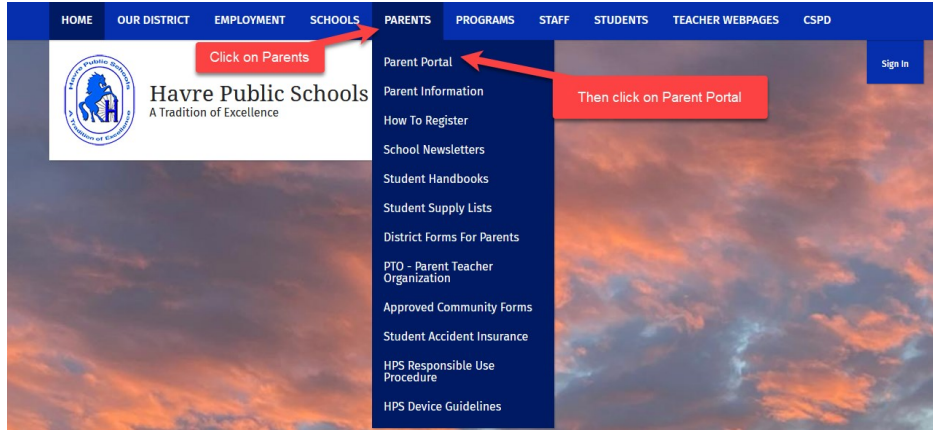
Instructions for Completing Registration Forms

This is where you will fill out the online forms and make payments.

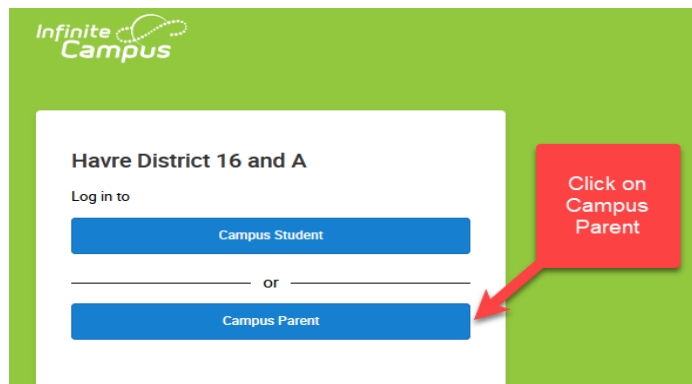
Campus Parent Log in:

Go to www.blueponyk12.com

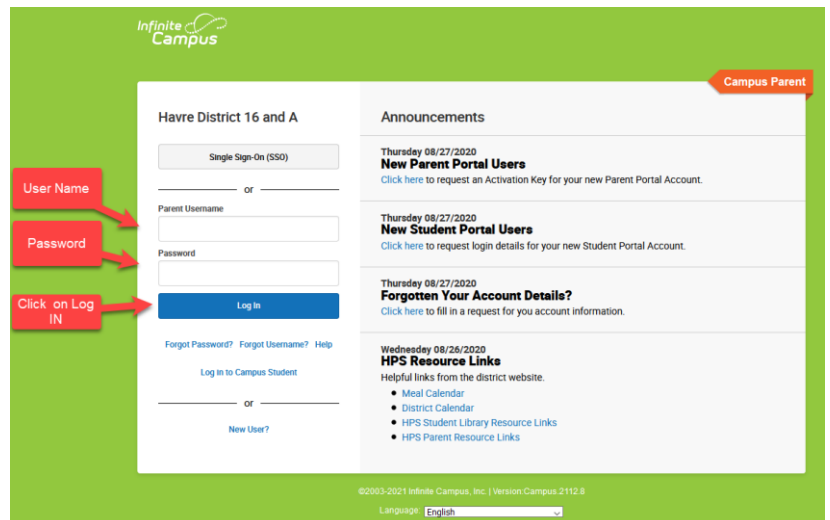
- 1) Click on Parents



- 2) Click on Campus Parent

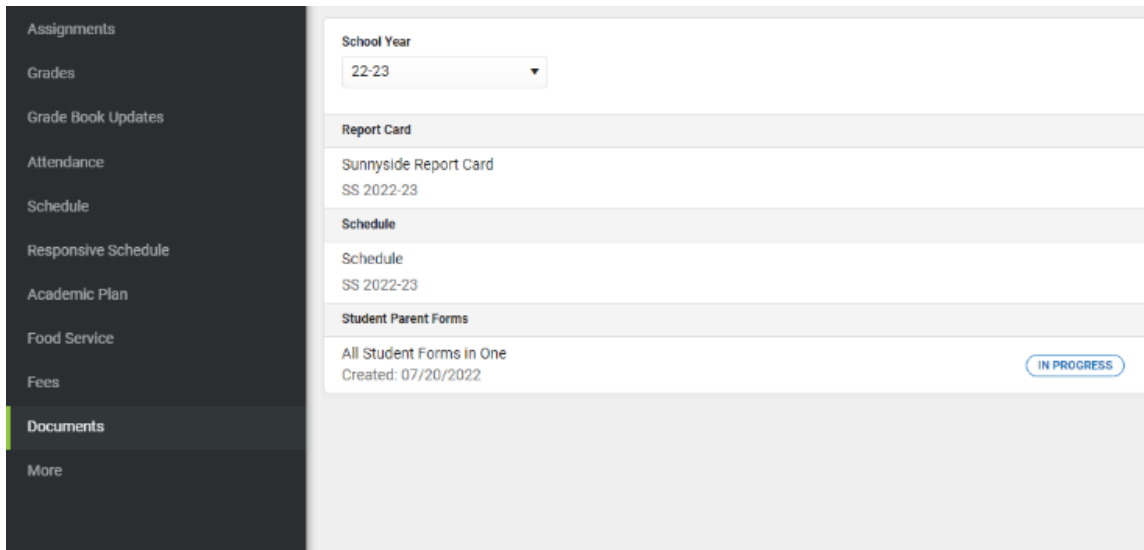


- 3) Put in your Parent User Name and Password then click Log In



**If you do not have a parent portal account, you can create one here by clicking under 'new parent portal user'.

- 4) Navigate to the Documents tool on the left hand side of the screen. Then click on 'All Student Forms in One'. Read through the forms and e-sign at the end.



The screenshot shows a web application interface. On the left is a dark sidebar with a list of menu items: Assignments, Grades, Grade Book Updates, Attendance, Schedule, Responsive Schedule, Academic Plan, Food Service, Fees, Documents (highlighted with a green bar), and More. The main content area is light gray and contains a 'School Year' dropdown menu set to '22-23'. Below this are three sections: 'Report Card' with 'Sunnyside Report Card SS 2022-23', 'Schedule' with 'Schedule SS 2022-23', and 'Student Parent Forms' with 'All Student Forms in One' and 'Created: 07/20/2022'. A blue 'IN PROGRESS' button is located to the right of the 'All Student Forms in One' text.

If you have any questions or are having trouble please do not hesitate to get a hold of me, or the school.

Kelly Veis
Technology Support
Havre Public Schools
Phone: 406-395-8550 ext. 6719
Direct Line: 406-395-6719

