

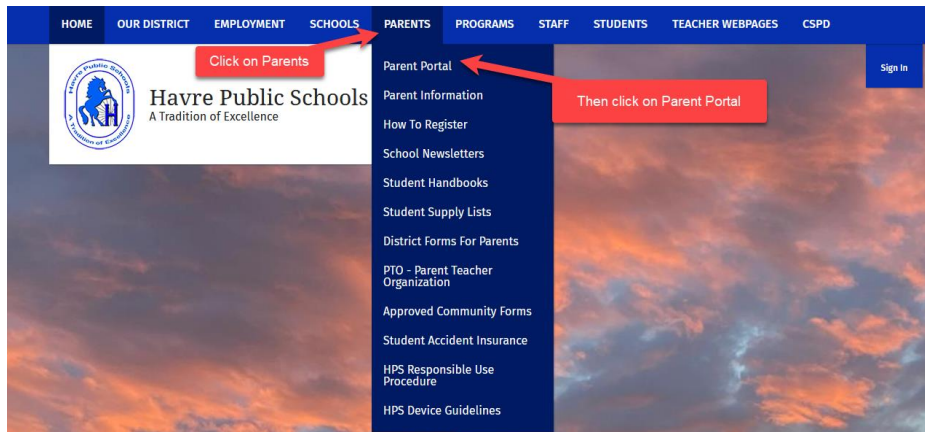
Instructions for Registration

This is where you will fill out the online forms and make payments.

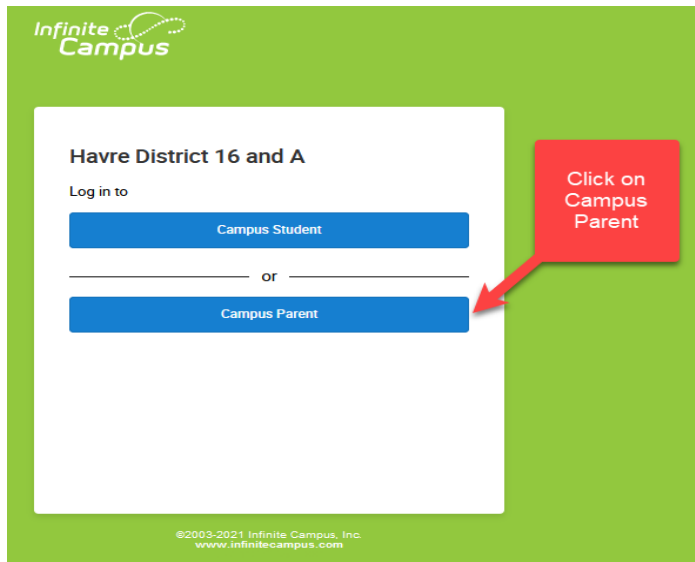
Campus Parent Log in:

Go to [Blue Pony Website](#)

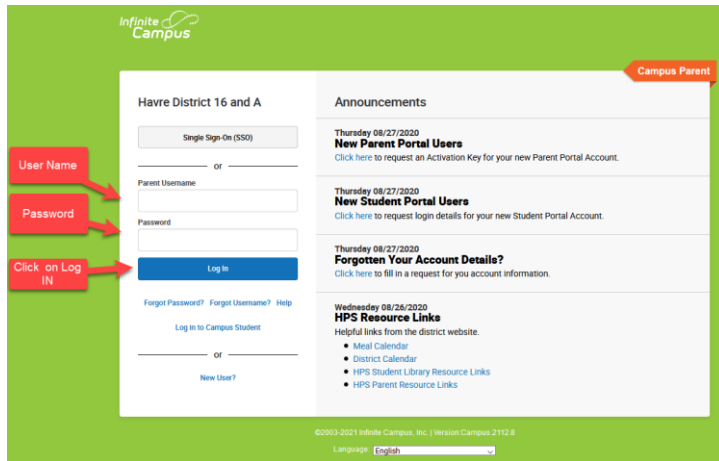
1) Click on Parents



2) Click on Campus Parent

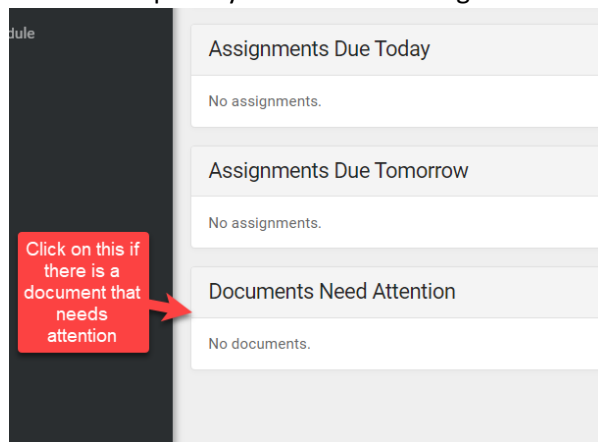


3) Put in your Parent User Name and Password then click Log In

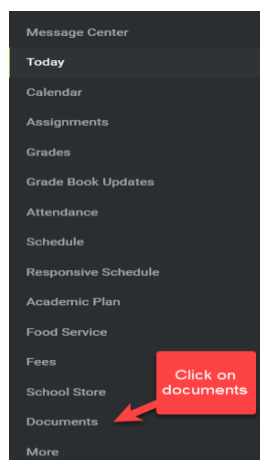


4) There are 3 places you will be able to e-signature in Parent Portal:

A) Documents Need Attention Section – Click on this if you see a document, it will open the document up and you can read and sign the document do that for each document.



B) Navigate to the Documents tool on the left hand side of the screen



C) Click on the Bell in the upper right hand corner of the screen

After you click on the bell the documents that need to be signed will show up. Click on each document in the list. Make sure you e-signature all documents.

If you have any questions or having trouble please do not hesitate to get a hold of me, or the school.

Kelly Veis
Technology Support
Havre Public Schools
Phone: 406-395-8550 ext. 6719
Direct Line: 406-395-6719

